










QUICK MIX GUIDE

Simple Green® is a very forgiving product – dilutions do not have to be exact to work. The following table gives easy directions for heavy, medium, light and very light cleaning solutions that can be mixed in various sizes of containers.

Container  Strength 	 1 Cup (8 oz container)	 1 Pint (16 oz container)	 1 Quart (32 oz container)	 1 Gallon (128 oz container)
HEAVY  STUBBORN SOILS/ HEAVY GREASE	1/2 Cup Simple Green & 1/2 Cup water.	1 Cup Simple Green & 1 Cup water.	2 Cups Simple Green & 2 Cups water.	8 Cups Simple Green & 8 Cups water.
MEDIUM  EVERYDAY STRENGTH	2 Tablespoons Simple Green & fill with water.	1/4 Cup Simple Green & fill with water.	1/2 Cup Simple Green & fill with water.	2 Cups Simple Green & fill with water.
LIGHT  NON-GREASY, LIGHTLY SOILED SURFACES	1 1/2 teaspoons Simple Green & fill with water.	3 teaspoons Simple Green & fill with water.	2 Tablespoons Simple Green & fill with water.	1/2 Cup Simple Green & fill with water.




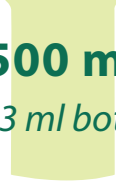





Multiply the amounts above to make more than 1 Cup, Pint, Quart or Gallon.

Most containers that are purchased through hardware and grocery stores are between 16 oz (pint) and 32 oz (quart) size. For spray bottles, always start by pouring the suggested amount of Simple Green® into the bottle and then slowly fill to the neck with water. Always label your re-used bottles as to what they contain. We suggest using masking tape and an indelible marker to do this.



QUICK MIX GUIDE

Simple Green® is a very forgiving product – dilutions do not have to be exact to work. The following table gives easy directions for heavy, medium, light and very light cleaning solutions that can be mixed in various sizes of containers.

<i>Container</i>   <i>Strength</i>	 1 Cup (250 ml)	 500 ml (473 ml bottle)	 1000 ml (946 ml bottle)	 4 Litre
HEAVY  STUBBORN SOILS/ HEAVY GREASE	125 ml Simple Green & 125 ml water .	250 ml Simple Green & fill with water .	500 ml Simple Green & fill with water .	2 L Simple Green & 2 L water .
MEDIUM  EVERYDAY STRENGTH	30 ml Simple Green & fill with water .	500 ml Simple Green & fill with water .	100 ml Simple Green & fill with water .	400 ml Simple Green & fill with water .
LIGHT  NON-GREASY, LIGHTLY SOILED SURFACES	7.5 ml Simple Green & fill with water .	18 ml Simple Green & fill with water .	35 ml Simple Green & fill with water .	135 ml Simple Green & fill with water .

Multiply the amounts above to make more than 1 Cup, 500 ml, 1000 ml or 4 Litres.

Most containers that are purchased through hardware and grocery stores are between 473 ml (pint) and 946 ml (quart) size. For spray bottles, always start by pouring the suggested amount of Simple Green® into the bottle and then slowly fill to the neck with water. Always label your re-used bottles as to what they contain. We suggest using masking tape and a permanent marker to do this.